

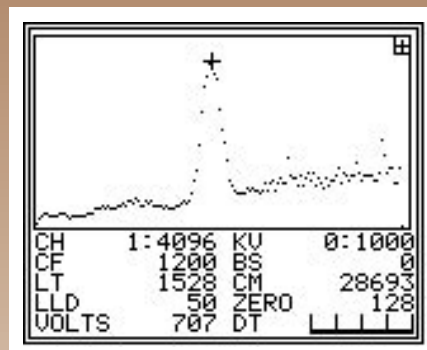
Wiper™

Single Detector Wipe Test / Well Counter



4096 channel analyzer for easy isotope identification

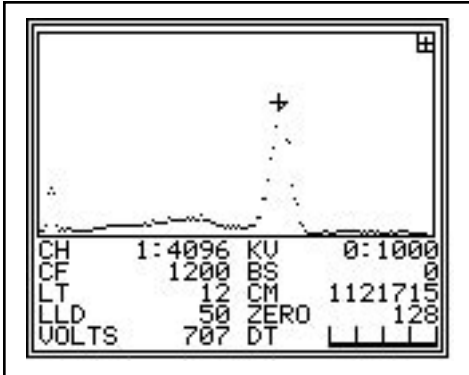
- Wipe test results in DPM
- Pass/Fail based on user-programmable trigger levels
- Schilling Test
- Heavy shielding for low-background readings
- Exceeds NRC and state regulations for unrestricted areas
- Automatic calibration with Cs137 or Co57
- AutoSpect™ automatic efficiency calculation for any isotope
- FWHM and Chi Square analysis
- Accurately identify wipe test contaminants with 12-bit precision
- Automatic energy compensation
- Advanced engineering for years of trouble-free operation
- Very economical



Suitable for PET facilities (Na22 shown; 511 KEV peak)

Since 1983, LTI has been a leading gamma counter manufacturer. We've earned a worldwide reputation for the quality, accuracy and day to day reliability of our products. Nuclear medicine departments across the country use our gamma counters for wipe testing. With the Wiper™ and Multi-Wiper™, we've designed instruments specifically for nuclear medicine. There is no better combination of features, easy of use, and economical price anywhere.

Isotope Identification



With the resolution power of 4096 channels, isotope identification is easy. No other wipe test counter offers a clearer spectrum or better identification. No other well counter offers better energy linearity for accurate spectral plotting. No other counter has AutoSpect™ automatic efficiency determination for any isotope, without the need for a calibrated source.

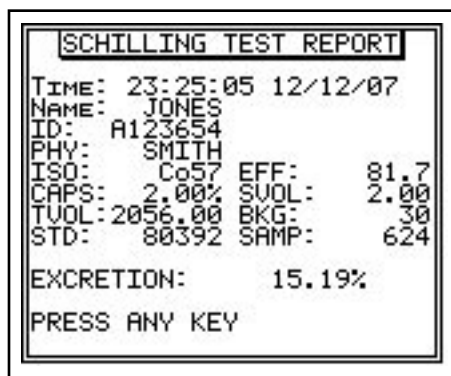
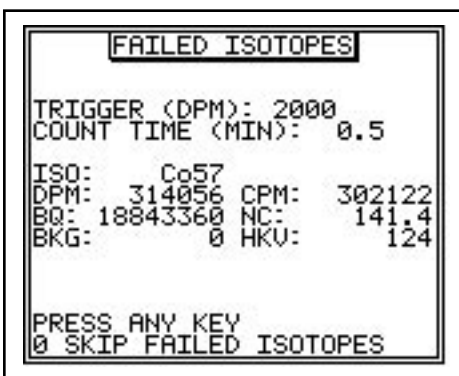
Software



Loads of features are great--but if they are difficult to use, will you ever take advantage of them?

With the Wiper™, we've taken great care to make our software as easy to use as it is feature-rich. Using the graphical display and full alphanumeric keypad, navigation and data entry are easy. A menu-driven interface, with simple shortcuts to common functions, makes this software easy for a new user to walk right up to the unit and run wipes.

Reports



Wipe test and Schilling reports are clear, concise and logical. All relevant data is easily identified. Pass/Fail based on individual trigger levels is clearly displayed. Location, name, date/time, trigger, isotope/window, CPM, DPM, Beq, etc. are logically arranged for easy reading. Additionally, calibration and background reports are just a keystroke away. Reports are available on-screen, via the optional printer, or through download to a computer. Flexibility and logical design make it simple to get the information you need with minimal effort.

SPECIFICATIONS:

Detector

Well-type NaI(tl) crystal coupled to a high gain PMT

Analyzer

4096 channels MCA, 0 - 1MEV range, automatic dead time correction.

Well Liner

Removable plastic well liner prevents detector contamination

Display

LED backlit 4.5" LCD (11.25cm)

Shielding

0.75" (19mm) virgin lead shielding.

Output

Dual serial ports - output to a full page serial printer (optional) and a PC

Physical Specifications

Base unit - 10.5" (27 cm) W x 8.5" (22 cm) D x 4.75" (12 cm) H

Detector - 6" (15cm) D x 10" (25cm)

Weight

32lbs (14.5 kg)

Power

100-240VAC 50-60 hz



43W900 Route 64
 Maple Park, IL 60151
 800.542.1123
 630.365.1000
 630.365.9687 Fax
 www.labtechinc.com

MADE IN THE USA

AutoSpect™

Efficiency Correction

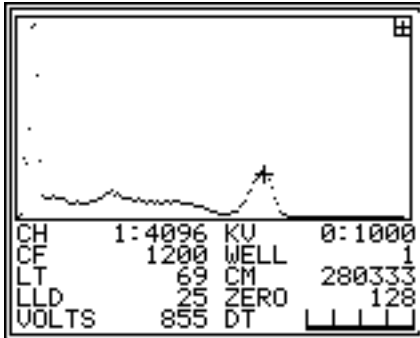
Until now, there have been two basic ways to determine DPM for wipe test samples:

- I. Calculate the efficiency of the counter by using a known, calibrated source of the isotope you are looking for (or use a “mock” standard).
- II. Enter an efficiency value based on a “best guess”.

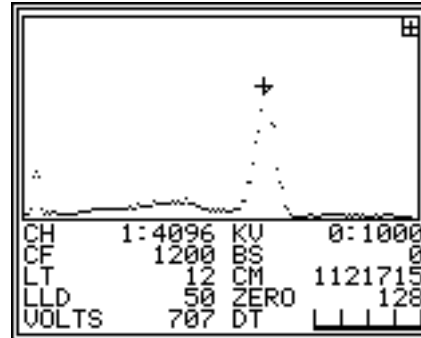
While either of these methods will produce results, keeping calibrated sources for every isotope you use in the department is expensive, and checking them regularly is time consuming. The second method of estimating the efficiency is questionable, and not accepted by all regulatory agencies.

Laboratory Technologies, Inc. now offers you a third option; AutoSpect™. Built into every Wiper™, Multi-Wiper™ and Multi-Wiper HE™, AutoSpect™ provides an accurate method for reporting wipe test results in DPM, without needing calibration sources.

AutoSpect™ uses known detector efficiency values at various levels across the energy spectrum. These values account for crystal thickness and well geometry among other factors in order to maximize accuracy. Armed with this data, the Wiper™ and Multi-Wiper™ automatically determine the detector’s efficiency at any point on the energy spectrum. At the same time, it allows the instrument to count and display spectra as they truly should appear, unaffected by lower detector efficiency at higher energy.



Cs137 spectrum shown “raw”



Cs137 spectrum shown with AutoSpect™ correction

If you choose to use AutoSpect™, the photon abundance can be entered for each isotope in the library. Each isotope is unique, so it is important to enter the proper number. The instrument comes pre-programmed with abundance factors for the most common nuclear medicine isotopes. You can add or adjust any values you wish.

AutoSpect™ applies the crystal efficiency, determined by your isotope window, as well as the photon abundance. Your Wiper™ or Multi-Wiper™ automatically converts CPM into DPM for all wipe test samples run with an AutoSpect™ enabled isotope.

AutoSpect™ makes for truly simple, accurate and automatic wipe test reports sure to please your regulatory inspector or RSO. Best of all, it is already set up in the system; the user needs to do nothing more than count their wipes.