


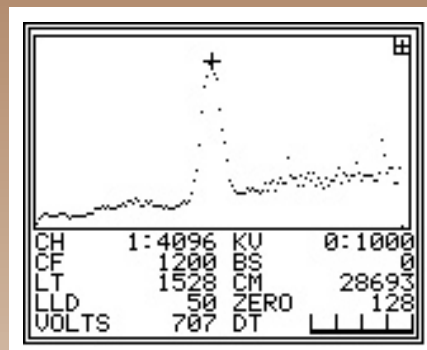
Wiper™

Single Detector Wipe Test / Well Counter



4096 channel analyzer for easy isotope identification

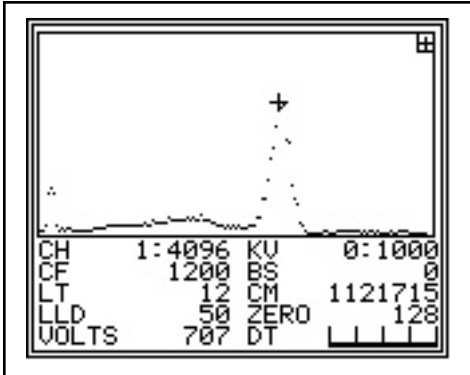
- Wipe test results in DPM
- Pass/Fail based on user-programmable trigger levels
- Schilling Test
- Heavy shielding for low-background readings
- Exceeds NRC and state regulations for unrestricted areas
- Automatic calibration with Cs137 or Co57
- AutoSpect™ automatic efficiency calculation for any isotope
- FWHM and Chi Square analysis
- Accurately identify wipe test contaminants with 12-bit precision
- Automatic energy compensation
- Advanced engineering for years of trouble-free operation
- Very economical



Suitable for PET facilities (Na22 shown; 511 KEV peak)

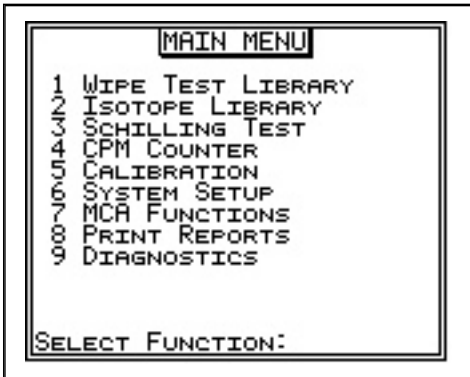
Since 1983, LTI has been a leading gamma counter manufacturer. We've earned a worldwide reputation for the quality, accuracy and day to day reliability of our products. Nuclear medicine departments across the country use our gamma counters for wipe testing. With the Wiper™ and Multi-Wiper™, we've designed instruments specifically for nuclear medicine. There is no better combination of features, easy of use, and economical price anywhere.

Isotope Identification



With the resolution power of 4096 channels, isotope identification is easy. No other wipe test counter offers a clearer spectrum or better identification. No other well counter offers better energy linearity for accurate spectral plotting. No other counter has AutoSpect™ automatic efficiency determination for any isotope, without the need for a calibrated source.

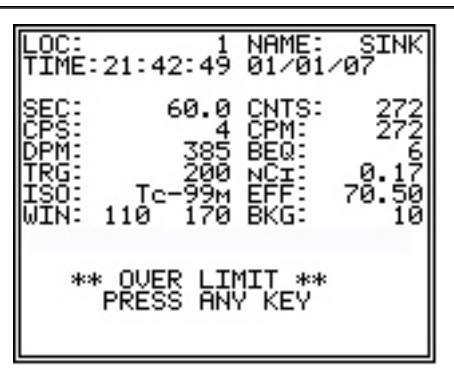
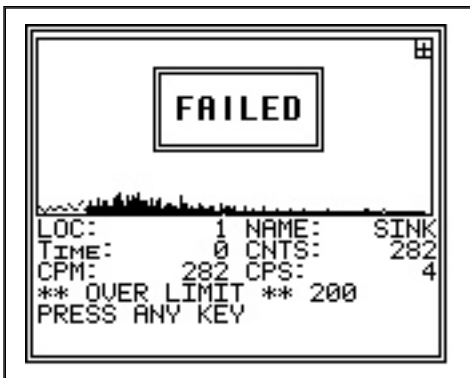
Software



Loads of features are great--but if they are difficult to use, will you ever take advantage of them?

With the Wiper™, we've taken great care to make our software as easy to use as it is feature-rich. Using the graphical display and full alphanumeric keypad, navigation and data entry are easy. A menu-driven interface, with simple shortcuts to common functions, makes this software easy for a new user to walk right up to the unit and run wipes.

Reports



Wipe test and Schilling reports are clear, concise and logical. All relevant data is easily identified. Pass/Fail based on individual trigger levels is clearly displayed. Location, name, date/time, trigger, isotope/window, CPM, DPM, Beq, etc. are logically arranged for easy reading. Additionally, calibration and background reports are just a keystroke away. Reports are available on-screen, via the optional printer, or through download to a computer. Flexibility and logical design make it simple to get the information you need with minimal effort.

SPECIFICATIONS:

Detector

Well-type NaI(tl) crystal coupled to a high gain PMT

Analyzer

4096 channels MCA, 0 - 1MEV range, automatic dead time correction.

Well Liner

Removable plastic well liner prevents detector contamination

Display

LED backlit 4.5" LCD (11.25cm)

Shielding

0.75" virgin lead shielding.

Output

Dual serial ports - output to a full page serial printer (optional) and a PC

Physical Specifications

Base unit - 10.5" (27 cm) W x 8.5" (22 cm) D x 4.75" (12 cm) H

Detector - 6" (15cm) D x 10" (25cm)

Weight

32lbs (14.5 kg)

Power

10/120 50/60 hz or 220/240 50/60 hz



43W900 Route 64
Maple Park, IL 60151
800.542.1123
630.365.1000
630.365.9687 Fax
www.labtechinc.com

MADE IN THE USA